

## Australian Equity Research

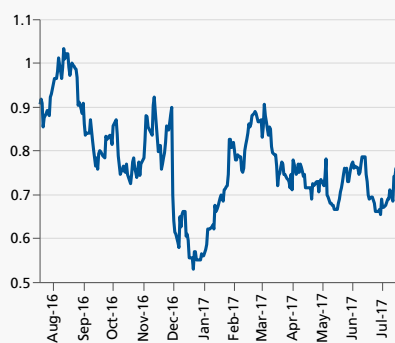
18 July 2017

## BUY

<b>PRICE TARGET</b>	A\$1.15
Price (18-Jul)	A\$0.74
Ticker	MLX-ASX

52-Week Range (A\$):	0.52 - 0.91
Avg Daily Vol (M) :	1.7
Market Cap (A\$M):	451
Shares Out. (M) :	606.0
Dividend /Shr (AUc):	0.0
Dividend Yield (%) :	0.0
Enterprise Value (A\$M):	388
NAV /Shr (AUc):	1.15
Net Cash (A\$M):	63.0
P/NAV (x) :	0.65
Major Shareholders:	BlackRock 11.7%
	APAC Resources 9.2%

FYE Jun	2016A	2017E	2018E	2019E
Sales (A\$M)	355.4	258.0	340.1	404.8
EBITDA (A\$M)	36.7	67.7	90.3	135.0
Net Income (A\$M)	(23.6)	1.2	52.2	81.8
EV/EBITDA (x)	11.9	5.7	3.8	2.0



Source: FactSet

Priced as of close of business 18 July 2017

Metals X Limited (MLX:ASX) is a tin producer from its 50% owned Renison Mine in Tasmania and also produces ~35ktpa of copper from its recently acquired Nifty Copper mine.

**Canaccord Genuity (Australia) Limited has received a fee as the Lead Manager to the Metals X Limited capital raising announced on 4 August 2016.**

**Tim McCormack** | Analyst | Canaccord Genuity (Australia) Ltd. | tim.mccormack@canaccord.com.au | +61.8.6216.2088  
**Reg Spencer** | Analyst | Canaccord Genuity (Australia) Ltd. | reg.spencer@canaccord.com.au | +61.2.9263.2701

## Company Update

## JunQ'17 report

While copper production from Nifty was slightly below our expectations, the forecast step-change in production profiles for both Nifty and Renison in 2H FY18 remain on track. The commensurate improvement in cash flow should become evident through late FY18 and into FY19, placing the company on attractive valuation metrics (EV/EBITDA 3.8x and 2x for FY18/19E, respectively) and with the stock trading on a P/NAV of 0.65x, we maintain a BUY recommendation.

**Lower production at Nifty, but its all about the ramp-up.** Copper production (in concentrate) at Nifty was 5.9kt at an AISC of A\$3.50/lb (CG est. 6.8kt at an AISC A \$2.94/lb). While the result was below our estimates, we highlight that the focus at the mine is currently on opening up additional underground stoping areas and utilising the existing ~40% spare capacity in the processing plant. Development rates have increased to +500m per month (~66% increase), which will underpin the company's expansion plans to hit a 40ktpa run rate in 2H FY18. Encouragingly, production still stepped up 17% QoQ, and we expect to see incremental increases each quarter for the next 12 months. With a largely fixed cost base, the increased production should translate to a marked improvement in the AISC profile going forward, which we expect to settle at ~A\$2.60/lb (US\$2.00/lb) once at the 40ktpa run rate.

**Exploration demonstrates plenty of upside at Nifty.** Subsequent to the end of the JunQ'17, MLX released an impressive set of drill results from its exploration program at Nifty. The company has completed 20,000m of diamond drilling to date, with the initial results demonstrating extensions to the current mineral reserve up-plunge, down-plunge and within the limbs of the folded carbonate units of the Nifty syncline. We see good potential for the next reserve update (expected late September 2017) to push total inventory towards 15-20Mt (currently 9.8Mt at 1.6% for 153kt copper), which should comfortably support a 6-8 year mine life (CG currently models 6 years). Near-term exploration catalysts include ongoing drilling at Nifty underground, extensional drilling at Nifty from surface and regional testing the Finch and Maroochydore prospects.

**Another consistent quarter at Renison.** Tin production (in concentrate) at Renison was 1.7kt at an AISC of A\$19,371/t (CG est. 1.7kt at an AISC of A\$19,100/t). Production outcomes were in line, as werereported EBITDA of A\$8.8m and net cashflow of A\$4.3m for its 50% share in the project. Construction of the ore sorting circuit is underway, which should see a 15-20% increase to annual tin production from practical completion (est. April 2018). We expect project capital (sits outside AISC) to remain elevated through the coming quarters, as MLX completes additional mine development, a tailings dam expansion and integrates the ore sorting circuit.

**Balance sheet in good shape.** MLX reported a JunQ'17 cash and working capital position of A\$110.9m (A\$113m MarQ'17), and we expect underlying cash to be A\$63m. The company remains comfortably funded for its immediate growth initiatives in our view.

**Valuation.** Our price target for MLX of A\$1.15/sh is underpinned by Renison and Nifty (NPV8%), net of corporate, balance sheet adjustments and nominal exploration value.

## FINANCIAL SUMMARY

**Metals X Limited ASX:MLX**  
Analyst: Tim McCormack  
Date: 18/07/2017  
Year End: June

Rating: **BUY**  
Target Price: **\$1.15**

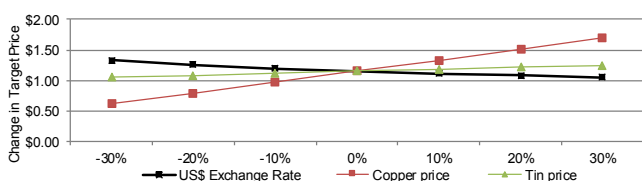
### Market Information

Share Price	A\$	0.75
Market Capitalisation	A\$m	451.4
12 Month Hi-Lo	A\$	1.93-0.62
Issued Capital	m	605.95
Options	m	1.64
Fully Diluted	m	607.59

Valuation	A\$m	Risk Adj.	A\$/share
Renison (MLX 50% owner) NPV @ 8%	192.0		0.32
Nifty NPV @ 8%	357.1		0.59
Development assets (Wingellina, Rentals)	85.0		0.14
Hedging	-		-
Cash (est. as at end MarQ'16)	63.0		0.10
Debt	-		-
Investments	10.9		0.02
Less: Corporate & O'heads	(12.6)		(0.02)
TOTAL NAV	695.5		1.15
Price:NAV			0.65
NAV at spot (copper, tin, FX)			1.12
Target Price (rounded)			1.15

Assumptions	2016a**	2017e	2018e	2019e
Tin Price (US\$/t)	15,730	20,372	20,978	20,716
Gold Price (US\$/oz)	1,197	1,254	1,259	1,284
Copper Price (US\$/lb)	2.24	2.39	2.61	2.70
AUD:USD	0.73	0.75	0.76	0.75

### Valuation Sensitivity



Production Metrics	2016a**	2017e	2018e	2019e
<b>Renison Tin (MLX 50%)</b>				
Tin production (tonnes)	6,365	6,972	7,449	8,412
AISC (A\$/t)	20,319	18,776	18,552	17,315
<b>Nifty Copper Mine (MLX 100%)</b>				
Copper production (tonnes)	0	23,429	34,475	40,326
C1 cost (A\$/lb)	0	2.45	2.76	2.53
AISC (A\$/lb)	0	3.31	2.92	2.63

### Reserves & Resources

Tin	Mt	Sn %	Sn (kt)
Resources - MLX 50%	13	1.46	188
Reserves - MLX 50%	7	1.29	86
<b>Nickel</b>	<b>Mt</b>	<b>Ni%</b>	<b>Ni (kt)</b>
Resources	217	0.95	2,067
Reserves	167	0.98	1,645
<b>Copper (Nifty only)</b>	<b>Mt</b>	<b>Cu%</b>	<b>Cu (kt)</b>
Resources	55	1.4	770
Reserves	10	1.60	153

### Directors & Management

Name	Position
Peter Newton	NE Chairman
Warran Hallam	Managing Director
Peter Cook	NE Director
Simon Heggen	NE Director
Yimin Zhang	NE Director
Stephen Robinson	NE Director

### Substantial Shareholders

Substantial Shareholders	Shares (m)	%
BlackRock	71.5	11.7%
APAC	55.9	9.2%
Jinchuan	44.0	7.3%

### Company Description

Metals X Ltd (MLX:ASX) is a tin and copper producer from its 50% owned Renison tin mine (Tasmania) and the Nifty copper mine (WA). The company demerged its gold business to form Westgold (WGX:ASX) in December 2016, and as such we only model continuing base metals operations from 2017.

Profit & Loss (A\$m)	2016a**	2017e	2018e	2019e
Revenue	355.4	258.0	340.1	404.8
Operating Costs	-275.8	-172.9	-237.6	-257.6
Corporate & O'heads	-16.0	-12.3	-8.1	-8.2
Exploration (Expensed/Write)	-26.8	-5.0	-4.1	-4.1
<b>EBITDA</b>	<b>36.7</b>	<b>67.7</b>	<b>90.3</b>	<b>135.0</b>
Dep'n	-65.7	-22.9	-15.7	-18.1
<b>EBIT</b>	<b>-29.0</b>	<b>44.8</b>	<b>74.6</b>	<b>116.9</b>
Interest expense	1.1	0.0	0.0	0.0
Tax	4.3	-43.6	-22.4	-35.1
<b>NPAT (continuing ops)</b>	<b>-23.6</b>	<b>1.2</b>	<b>52.2</b>	<b>81.8</b>
Abnormals (incl. asset disp)	0.0	164.0	0.0	0.0
<b>NPAT (reported)</b>	<b>-23.6</b>	<b>165.2</b>	<b>52.2</b>	<b>81.8</b>

Cash Flow (A\$m)	2016a**	2017e	2018e	2019e
Cash Receipts	333.8	254.9	337.2	399.8
Cash paid to suppliers & em	-274.7	-185.3	-245.7	-265.8
Tax Paid	0.0	-9.4	-22.4	-35.1
Net Interest	1.1	3.1	2.9	5.0
Other (WC etc)	1.9	10.0	0.0	0.0
<b>Operating Cash Flow</b>	<b>62.0</b>	<b>63.3</b>	<b>72.0</b>	<b>104.0</b>
Exploration and Evaluation	-15.7	-10.0	-8.0	-8.0
Capex	-102.2	-39.2	-22.3	-10.6
Other	-14.4	0.0	0.0	0.0
<b>Investing Cash Flow</b>	<b>-132.2</b>	<b>-49.2</b>	<b>-30.3</b>	<b>-18.6</b>
Debt (repayment)/ gold prep	23.3	0.0	0.0	0.0
Share capital	0.0	0.0	0.0	0.0
Dividends	-10.1	0.0	0.0	-13.4
Financing Expenses	-3.1	0.0	0.0	0.0
<b>Financing Cash Flow</b>	<b>10.1</b>	<b>0.0</b>	<b>0.0</b>	<b>-13.4</b>
Opening Cash	99.0	39.0	63.0	104.8
Increase / (Decrease) in cas	-60.0	14.1	41.7	72.0
FX Impact	0.0	0.0	0.0	0.0
<b>Closing Cash</b>	<b>39.0</b>	<b>53.0</b>	<b>104.8</b>	<b>176.8</b>

Balance Sheet (A\$m)	2016a**	2017e	2018e	2019e
Cash + S/Term Deposits	39.2	63.0	104.8	176.8
Other current assets	74.3	45.0	57.3	64.8
<b>Current Assets</b>	<b>113.5</b>	<b>108.1</b>	<b>162.1</b>	<b>241.5</b>
Property, Plant & Equip.	79.3	77.7	77.1	77.8
Exploration & Develop.	165.1	170.1	174.1	178.1
Other Non-current Assets	241.1	259.7	271.1	279.7
Payables	68.3	25.8	34.0	40.5
Short Term debt (inc. gold lo)	5.2	25.0	0.0	0.0
Long Term Debt (inc. gold lo)	10.2	0.0	0.0	0.0
Other Liabilities	120.3	242.5	289.2	317.6
<b>Net Assets</b>	<b>394.9</b>	<b>322.3</b>	<b>361.1</b>	<b>419.1</b>
Shareholders Funds	407.0	407.0	407.0	407.0
Reserves	33.5	33.5	33.5	33.5
Retained Earnings	-45.7	-118.3	-79.5	-21.5
<b>Total Equity</b>	<b>394.9</b>	<b>322.3</b>	<b>361.1</b>	<b>419.1</b>

Ratios & Multiples	2016a**	2017e	2018e	2019e
EBITDA Margin	10%	26%	27%	33%
EV/EBITDA	10.4x	5.7x	3.8x	2.0x
Op. Cashflow/Share	\$0.12	\$0.10	\$0.12	\$0.17
P/CF	6.4x	7.1x	6.3x	4.3x
EPS	-\$0.04	-\$0.12	\$0.09	\$0.14
EPS Growth	nm	nm	-172%	57%
PER	-17.4x	-6.2x	8.6x	5.5x
Dividend Per Share	\$0.00	\$0.00	\$0.02	\$0.04
Dividend Yield	0%	0%	3%	5%
ROE	-6%	51%	14%	20%
ROIC	-8%	0%	13%	17%
Debt/Equity	3%	0%	0%	0%
Net Interest Cover	-26.5x	nm	nm	nm
Book Value/share	\$0.75	\$0.53	\$0.60	\$0.69
Price/Book Value	1.0x	1.4x	1.3x	1.1x

\*\*Following the de-merger of the gold business, only the Balance sheet for FY16 has been provided on a pro-form basis. All P&L, cashflow, ratios and multiples are quoted unchanged on a consolidated basis from the FY16 report.

Source: MLX & Canaccord Genuity estimates

## Appendix: Important Disclosures

### Analyst Certification

Each authoring analyst of Canaccord Genuity whose name appears on the front page of this research hereby certifies that (i) the recommendations and opinions expressed in this research accurately reflect the authoring analyst's personal, independent and objective views about any and all of the designated investments or relevant issuers discussed herein that are within such authoring analyst's coverage universe and (ii) no part of the authoring analyst's compensation was, is, or will be, directly or indirectly, related to the specific recommendations or views expressed by the authoring analyst in the research.

Analysts employed outside the US are not registered as research analysts with FINRA. These analysts may not be associated persons of Canaccord Genuity Inc. and therefore may not be subject to the FINRA Rule 2241 and NYSE Rule 472 restrictions on communications with a subject company, public appearances and trading securities held by a research analyst account.

### Sector Coverage

Individuals identified as "Sector Coverage" cover a subject company's industry in the identified jurisdiction, but are not authoring analysts of the report.

### Investment Recommendation

Date and time of first dissemination: July 18, 2017, 03:58 ET

Date and time of production: July 18, 2017, 03:59 ET

### Target Price / Valuation Methodology:

Metals X Limited - MLX

Our valuation is underpinned by Renison and Nifty (NPV8%), net of corporate, balance sheet adjustments and nominal exploration value.

### Risks to achieving Target Price / Valuation:

Metals X Limited - MLX

The key investment risks for MLX include: Operating Risks - The Company is subject to risk of such as plant breakdowns, rock falls, seismic activity and other technical issues. Increased extraction costs can severely impact the operating activities of the company and its share price. Adverse weather conditions restricting the company from operating activities could also result in encountering unexpected and costly delays. Exploration risks - Exploration is subject to a number of risks and can require a high rate of capital expenditure. Risks are associated in operating in remote areas that lack necessary infrastructure to support a mine life. Uncertainties associated with mining techniques and lack of accuracy in the interpretation of geochemical, geophysical, drilling and other data. Commodity price fluctuations – The Company as a producer is exposed to commodity price fluctuations. Commodity price fluctuations are driven by many macro-economic forces including inflationary pressures, interest rates and supply and demand of commodities. These factors could reduce the profitability, costing and prospective outlook for the business upon changes in the pricing. Licenses, permits and environment risk – Metals X is subject to licensing and permit approvals which may require renewing of lease on certain tenements. This can result in the risk of lease renewal not being met within a timeframe convenient to the company or alternatively being seen as not meeting satisfactory environmental standards. Such a risk could result in considerable financial resources being drawn upon.

### Distribution of Ratings:

#### Global Stock Ratings (as of 07/18/17)

Rating	Coverage Universe		IB Clients
	#	%	%
Buy	578	60.46%	40.14%
Hold	276	28.87%	21.74%
Sell	25	2.62%	12.00%
Speculative Buy	77	8.05%	71.43%
	956*	100.0%	

\*Total includes stocks that are Under Review

### Canaccord Genuity Ratings System

**BUY:** The stock is expected to generate risk-adjusted returns of over 10% during the next 12 months.

**HOLD:** The stock is expected to generate risk-adjusted returns of 0-10% during the next 12 months.

**SELL:** The stock is expected to generate negative risk-adjusted returns during the next 12 months.

**NOT RATED:** Canaccord Genuity does not provide research coverage of the relevant issuer.

“Risk-adjusted return” refers to the expected return in relation to the amount of risk associated with the designated investment or the relevant issuer.

**Risk Qualifier**

**SPECULATIVE:** Stocks bear significantly higher risk that typically cannot be valued by normal fundamental criteria. Investments in the stock may result in material loss.

**12-Month Recommendation History** (as of date same as the **Global Stock Ratings** table)

A list of all the recommendations on any issuer under coverage that was disseminated during the preceding 12-month period may be obtained at the following website (provided as a hyperlink if this report is being read electronically) <http://disclosures-mar.canaccordgenuity.com/EN/Pages/default.aspx>

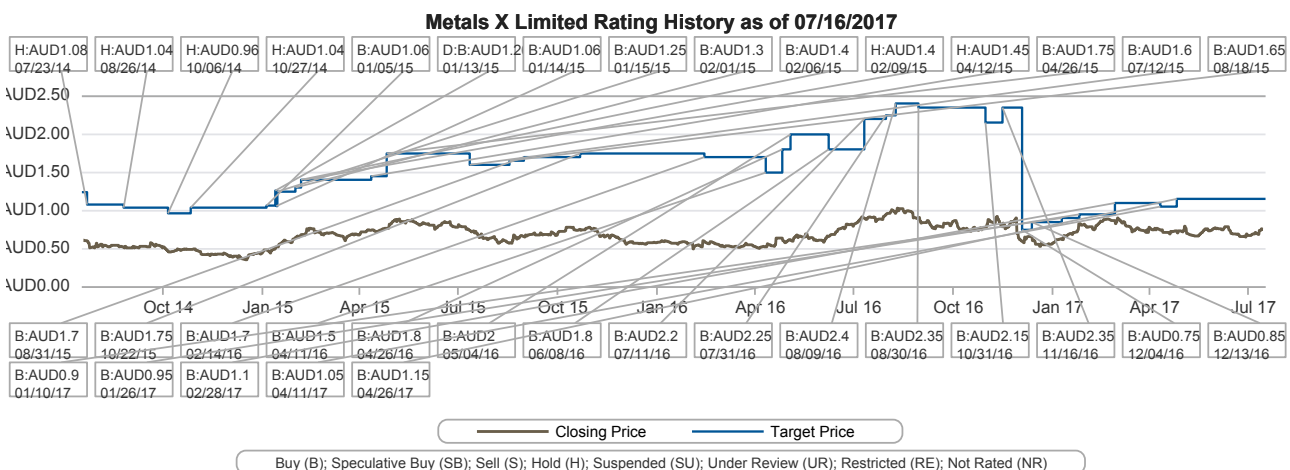
**Required Company-Specific Disclosures (as of date of this publication)**

Metals X Limited currently is, or in the past 12 months was, a client of Canaccord Genuity or its affiliated companies. During this period, Canaccord Genuity or its affiliated companies provided investment banking services to Metals X Limited.

In the past 12 months, Canaccord Genuity or its affiliated companies have received compensation for Investment Banking services from Metals X Limited .

Canaccord Genuity or one or more of its affiliated companies intend to seek or expect to receive compensation for Investment Banking services from Metals X Limited in the next three months.

An analyst has visited the material operations of Metals X Limited. Full payment was received for the related travel costs.



**Online Disclosures**

Up-to-date disclosures may be obtained at the following website (provided as a hyperlink if this report is being read electronically) <http://disclosures.canaccordgenuity.com/EN/Pages/default.aspx>; or by sending a request to Canaccord Genuity Corp. Research, Attn: Disclosures, P.O. Box 10337 Pacific Centre, 2200-609 Granville Street, Vancouver, BC, Canada V7Y 1H2; or by sending a request by email to [disclosures@canaccordgenuity.com](mailto:disclosures@canaccordgenuity.com). The reader may also obtain a copy of Canaccord Genuity’s policies and procedures regarding the dissemination of research by following the steps outlined above.

**General Disclaimers**

See “Required Company-Specific Disclosures” above for any of the following disclosures required as to companies referred to in this report: manager or co-manager roles; 1% or other ownership; compensation for certain services; types of client relationships; research analyst conflicts; managed/co-managed public offerings in prior periods; directorships; market making in equity securities and related derivatives. For reports identified above as compendium reports, the foregoing required company-specific disclosures can be found in a hyperlink located in the section labeled, “Compendium Reports.” “Canaccord Genuity” is the business name used by certain wholly owned subsidiaries of Canaccord Genuity Group Inc., including Canaccord Genuity Inc., Canaccord Genuity Limited, Canaccord Genuity Corp., and Canaccord Genuity (Australia) Limited, an affiliated company that is 50%-owned by Canaccord Genuity Group Inc.

The authoring analysts who are responsible for the preparation of this research are employed by Canaccord Genuity Corp. a Canadian broker-dealer with principal offices located in Vancouver, Calgary, Toronto, Montreal, or Canaccord Genuity Inc., a US broker-dealer with principal offices located in New York, Boston, San Francisco and Houston, or Canaccord Genuity Limited., a UK broker-dealer with principal offices located in London (UK) and Dublin (Ireland), or Canaccord Genuity (Australia) Limited, an Australian broker-dealer with principal offices located in Sydney and Melbourne.



The authoring analysts who are responsible for the preparation of this research have received (or will receive) compensation based upon (among other factors) the Investment Banking revenues and general profits of Canaccord Genuity. However, such authoring analysts have not received, and will not receive, compensation that is directly based upon or linked to one or more specific Investment Banking activities, or to recommendations contained in the research.

Some regulators require that a firm must establish, implement and make available a policy for managing conflicts of interest arising as a result of publication or distribution of research. This research has been prepared in accordance with Canaccord Genuity's policy on managing conflicts of interest, and information barriers or firewalls have been used where appropriate. Canaccord Genuity's policy is available upon request.

The information contained in this research has been compiled by Canaccord Genuity from sources believed to be reliable, but (with the exception of the information about Canaccord Genuity) no representation or warranty, express or implied, is made by Canaccord Genuity, its affiliated companies or any other person as to its fairness, accuracy, completeness or correctness. Canaccord Genuity has not independently verified the facts, assumptions, and estimates contained herein. All estimates, opinions and other information contained in this research constitute Canaccord Genuity's judgement as of the date of this research, are subject to change without notice and are provided in good faith but without legal responsibility or liability.

From time to time, Canaccord Genuity salespeople, traders, and other professionals provide oral or written market commentary or trading strategies to our clients and our principal trading desk that reflect opinions that are contrary to the opinions expressed in this research. Canaccord Genuity's affiliates, principal trading desk, and investing businesses also from time to time make investment decisions that are inconsistent with the recommendations or views expressed in this research.

This research is provided for information purposes only and does not constitute an offer or solicitation to buy or sell any designated investments discussed herein in any jurisdiction where such offer or solicitation would be prohibited. As a result, the designated investments discussed in this research may not be eligible for sale in some jurisdictions. This research is not, and under no circumstances should be construed as, a solicitation to act as a securities broker or dealer in any jurisdiction by any person or company that is not legally permitted to carry on the business of a securities broker or dealer in that jurisdiction. This material is prepared for general circulation to clients and does not have regard to the investment objectives, financial situation or particular needs of any particular person. Investors should obtain advice based on their own individual circumstances before making an investment decision. To the fullest extent permitted by law, none of Canaccord Genuity, its affiliated companies or any other person accepts any liability whatsoever for any direct or consequential loss arising from or relating to any use of the information contained in this research.

#### **Research Distribution Policy**

Canaccord Genuity research is posted on the Canaccord Genuity Research Portal and will be available simultaneously for access by all of Canaccord Genuity's customers who are entitled to receive the firm's research. In addition research may be distributed by the firm's sales and trading personnel via email, instant message or other electronic means. Customers entitled to receive research may also receive it via third party vendors. Until such time as research is made available to Canaccord Genuity's customers as described above, Authoring Analysts will not discuss the contents of their research with Sales and Trading or Investment Banking employees without prior compliance consent.

For further information about the proprietary model(s) associated with the covered issuer(s) in this research report, clients should contact their local sales representative.

#### **Short-Term Trade Ideas**

Research Analysts may, from time to time, discuss "short-term trade ideas" in research reports. A short-term trade idea offers a near-term view on how a security may trade, based on market and trading events or catalysts, and the resulting trading opportunity that may be available. Any such trading strategies are distinct from and do not affect the analysts' fundamental equity rating for such stocks. A short-term trade idea may differ from the price targets and recommendations in our published research reports that reflect the research analyst's views of the longer-term (i.e. one-year or greater) prospects of the subject company, as a result of the differing time horizons, methodologies and/or other factors. It is possible, for example, that a subject company's common equity that is considered a long-term 'Hold' or 'Sell' might present a short-term buying opportunity as a result of temporary selling pressure in the market or for other reasons described in the research report; conversely, a subject company's stock rated a long-term 'Buy' or "Speculative Buy" could be considered susceptible to a downward price correction, or other factors may exist that lead the research analyst to suggest a sale over the short-term. Short-term trade ideas are not ratings, nor are they part of any ratings system, and the firm does not intend, and does not undertake any obligation, to maintain or update short-term trade ideas. Short-term trade ideas are not suitable for all investors and are not tailored to individual investor circumstances and objectives, and investors should make their own independent decisions regarding any securities or strategies discussed herein. Please contact your salesperson for more information regarding Canaccord Genuity's research.

#### **For Canadian Residents:**

This research has been approved by Canaccord Genuity Corp., which accepts sole responsibility for this research and its dissemination in Canada. Canaccord Genuity Corp. is registered and regulated by the Investment Industry Regulatory Organization of Canada (IIROC) and is a Member of the Canadian Investor Protection Fund. Canadian clients wishing to effect transactions in any designated investment discussed should do so through a qualified salesperson of Canaccord Genuity Corp. in their particular province or territory.

#### **For United States Persons:**

Canaccord Genuity Inc., a US registered broker-dealer, accepts responsibility for this research and its dissemination in the United States. This research is intended for distribution in the United States only to certain US institutional investors. US clients wishing to effect transactions in any designated investment discussed should do so through a qualified salesperson of Canaccord Genuity Inc. Analysts employed outside the US, as specifically indicated elsewhere in this report, are not registered as research analysts with FINRA. These analysts may not be associated persons of Canaccord Genuity Inc. and therefore may not be subject to the FINRA Rule 2241 and NYSE Rule 472 restrictions on communications with a subject company, public appearances and trading securities held by a research analyst account.

**For United Kingdom and European Residents:**

This research is distributed in the United Kingdom and elsewhere Europe, as third party research by Canaccord Genuity Limited, which is authorized and regulated by the Financial Conduct Authority. This research is for distribution only to persons who are Eligible Counterparties or Professional Clients only and is exempt from the general restrictions in section 21 of the Financial Services and Markets Act 2000 on the communication of invitations or inducements to engage in investment activity on the grounds that it is being distributed in the United Kingdom only to persons of a kind described in Article 19(5) (Investment Professionals) and 49(2) (High Net Worth companies, unincorporated associations etc) of the Financial Services and Markets Act 2000 (Financial Promotion) Order 2005 (as amended). It is not intended to be distributed or passed on, directly or indirectly, to any other class of persons. This material is not for distribution in the United Kingdom or elsewhere in Europe to retail clients, as defined under the rules of the Financial Conduct Authority.

**For Jersey, Guernsey and Isle of Man Residents:**

This research is sent to you by Canaccord Genuity Wealth (International) Limited (CGWI) for information purposes and is not to be construed as a solicitation or an offer to purchase or sell investments or related financial instruments. This research has been produced by an affiliate of CGWI for circulation to its institutional clients and also CGWI. Its contents have been approved by CGWI and we are providing it to you on the basis that we believe it to be of interest to you. This statement should be read in conjunction with your client agreement, CGWI's current terms of business and the other disclosures and disclaimers contained within this research. If you are in any doubt, you should consult your financial adviser.

CGWI is licensed and regulated by the Guernsey Financial Services Commission, the Jersey Financial Services Commission and the Isle of Man Financial Supervision Commission. CGWI is registered in Guernsey and is a wholly owned subsidiary of Canaccord Genuity Group Inc.

**For Australian Residents:**

This research is distributed in Australia by Canaccord Genuity (Australia) Limited ABN 19 075 071 466 holder of AFS Licence No 234666. To the extent that this research contains any advice, this is limited to general advice only. Recipients should take into account their own personal circumstances before making an investment decision. Clients wishing to effect any transactions in any financial products discussed in the research should do so through a qualified representative of Canaccord Genuity (Australia) Limited. Canaccord Genuity Wealth Management is a division of Canaccord Genuity (Australia) Limited.

**For Hong Kong Residents:**

This research is distributed in Hong Kong by Canaccord Genuity (Hong Kong) Limited which is licensed by the Securities and Futures Commission. This research is only intended for persons who fall within the definition of professional investor as defined in the Securities and Futures Ordinance. It is not intended to be distributed or passed on, directly or indirectly, to any other class of persons. Recipients of this report can contact Canaccord Genuity (Hong Kong) Limited. (Contact Tel: +852 3919 2561) in respect of any matters arising from, or in connection with, this research.

**Additional information is available on request.**

Copyright © Canaccord Genuity Corp. 2017 – Member IIROC/Canadian Investor Protection Fund

Copyright © Canaccord Genuity Limited. 2017 – Member LSE, authorized and regulated by the Financial Conduct Authority.

Copyright © Canaccord Genuity Inc. 2017 – Member FINRA/SIPC

Copyright © Canaccord Genuity (Australia) Limited. 2017 – Participant of ASX Group, Chi-x Australia and of the NSX. Authorized and regulated by ASIC.

All rights reserved. All material presented in this document, unless specifically indicated otherwise, is under copyright to Canaccord Genuity Corp., Canaccord Genuity Limited, Canaccord Genuity Inc or Canaccord Genuity Group Inc. None of the material, nor its content, nor any copy of it, may be altered in any way, or transmitted to or distributed to any other party, without the prior express written permission of the entities listed above.

**None of the material, nor its content, nor any copy of it, may be altered in any way, reproduced, or distributed to any other party including by way of any form of social media, without the prior express written permission of the entities listed above.**